



Referencing Key


To assist the reader we have adopted the following referencing system for the requirements and recommendations in *Access for Everyone*.


Type 1 Reference:

- E2** Ensure that the length of standard accessible parking spaces is at least 19ft. (5.80m). 


The statement is shaded and includes the  symbol to indicate it is an *Access for Everyone* recommendation based on universal design principles. Author Arvid Osterberg wrote the recommendation based on his thirty-four years of research on accessibility and safety issues.


Type 2 Reference:

- N4** Identify accessible passenger loading zones with signs showing the International Symbol of Accessibility. ADAAG: 1998 4.1 

The statement is shaded with the  symbol, and includes a reference to the 1998 ADAAG. In this case the 2004 ADAAG does not include a requirement that was in the 1998 ADAAG. Author Arvid Osterberg decided to endorse the 1998 ADAAG requirement as an *Access for Everyone* recommendation.

Type 3 Reference:

- F1** Select a lift that can accommodate people standing in the lift as well as people using wheelchairs. ADAAG: 2004 410 (ADVISORY) 

The 2004 ADAAG lists a few items as advisory. The statement is shaded with the  symbol to indicate it is also an *Access for Everyone* recommendation.

Type 4 Reference:

- N3** Identify van accessible and alternate van accessible spaces with “Van Accessible” signs. ADAAG: 1998 4.6 & 2004 502

The statement includes a reference to the 1998 ADAAG and a reference to the 2004 ADAAG. The requirement is the same in both versions of ADAAG.

Type 5 Reference:

- H8** Ensure that access aisles do not overlap a vehicular way. ADAAG: 2004 502 (NEW)

The statement includes a reference to the 2004 ADAAG, and the word “New”. This indicates a requirement that is new to the 2004 ADAAG and was **not** in the 1998 ADAAG.

Type 6 Reference:

- A5** Ensure that at least 60% of all public entrances are accessible. If you only have one entrance, it must be accessible. If you have two entrances, both must be accessible. ADAAG: 2004 206 (MODIFIED-MORE RESTRICTIVE)

The statement includes a reference to the 2004 ADAAG, and the words “Modified-More Restrictive”. This indicates a requirement that has been revised and has become more restrictive in the 2004 ADAAG. In these cases the reader is advised to follow the 2004 ADAAG rather than the older and less restrictive 1998 ADAAG. A few items that were “reserved” in 1998 but have been activated in the 2004 ADAAG are also referenced in this manner.

Type 7 Reference:

- J1** Ensure that the maximum slope in any direction in accessible parking spaces, passenger loading areas, and access aisles does not exceed 1:48 (approx. 2%). ADAAG: 2004 502 (MODIFIED-LESS RESTRICTIVE)

The statement includes a reference to the 2004 ADAAG, and the words “Modified-Less Restrictive”. This indicates a requirement that has been revised and has become less restrictive in the 2004 ADAAG. Most of these cases represent more reasonable tolerances (or ranges) than were in the 1998 ADAAG.

The reader is advised that the “Modified-Less Restrictive” items are not technically in effect until the 2004 ADAAG is adopted by the Department of Justice (DOJ).